

XSHC04

Two-hand control unit

- Meets the requirements of EN ISO 13851 (formerly EN 574) Class IIIB *1)
- With appropriate application, at least PL d with category 3 achievable (according to ISO 13849-1)
- Certificate of Conformity supplied with every unit
- Both hands must be engaged simultaneously
- Single fault tolerant
- Protection against accidental operation
- No setting or adjustment required



Technical features

Medium:

Compressed air filtered to 40 µm for lubricated or non-lubricated operation

Operating pressure:

3 ... 8 bar (44 ... 116 psi)

Tube size:

O/D 4 mm

Ambient/Media temperature:

-5 ... +40°C (+23 ... +104°F)

B10 characteristic service life value according to ISO 19973:

5 x 10⁶ cycles

Time difference between input signals:

500 msec (max.)

Design features:

Safety components according to EN ISO 13851

Material:

Outer cover and end plates: steel

Buttons: co-polymer

Seals: NBR

*1) The scope of the Machinery Directive encompasses safety components as well as machinery, and since two-hand control units are classed as safety components this requires the XSHC04 to satisfy the essential health and safety requirements of the Directive. One method of ensuring this is to conform with published European Norm (EN) Standards. In the case of the XSHC04 the main

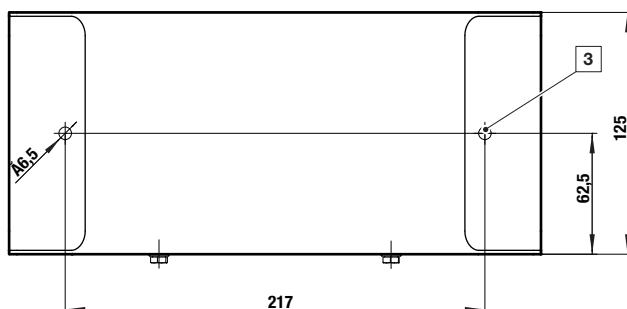
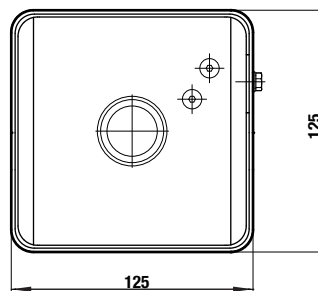
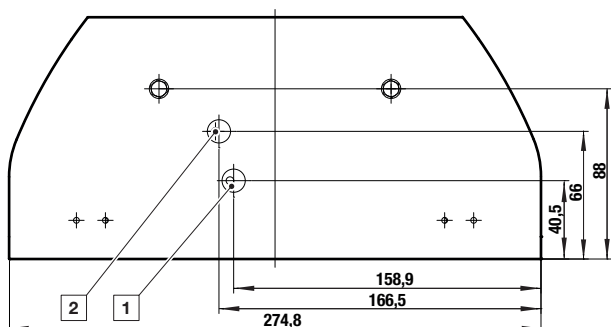
standard is EN ISO 13851 Safety of Machinery – Two-hand control devices, Principles for design and selection. This standard classifies two-hand controls into various types, each requiring minimum performance and safety characteristics, such as simultaneous operation, fault tolerance, prevention of accidental operation etc.

Technical data

Symbol	Operation	Reset time	Weight (kg)	Model
	Both buttons must be operated within 0.5 second	0.6 second (max.)	1,8	XSHC04

Dimensions

Dimensions in mm
Projection/First angle



- 1 Port 1: Pneufit Push IN fitting, tube size O/D 4 mm
- 2 Port 2: Pneufit Push IN fitting, tube size O/D 4 mm
- 3 Mounting hole

Warning

These products are intended for use in industrial compressed air systems only. Do not use these products where pressures and temperatures can exceed those listed under »**Technical features/data**«.

Before using these products with fluids other than those specified, for non-industrial applications, life-support systems or other applications not within published specifications, consult Norgren.

Through misuse, age, or malfunction, components used in fluid power systems can fail in various modes.

The system designer is warned to consider the failure modes of all component parts used in fluid power systems and to provide adequate safeguards to prevent personal injury or damage to equipment in the event of such failure.

System designers must provide a warning to end users in the system instructional manual if protection against a failure mode cannot be adequately provided.

System designers and end users are cautioned to review specific warnings found in instruction sheets packed and shipped with these products.